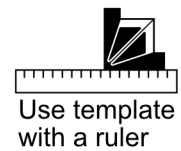


**Gravity deflection template**  
 Print on thick paper, cut out and fold (glue the two sides for stability, or ...  
 cut along "Fold line" and glue one template side to card stock, cut it out and glue the other side of the template on the opposite side.

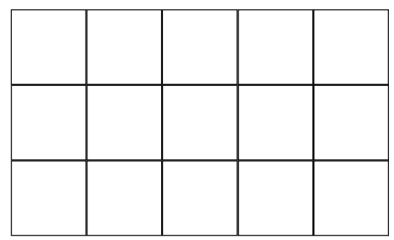
Cut along solid contour

Fold line

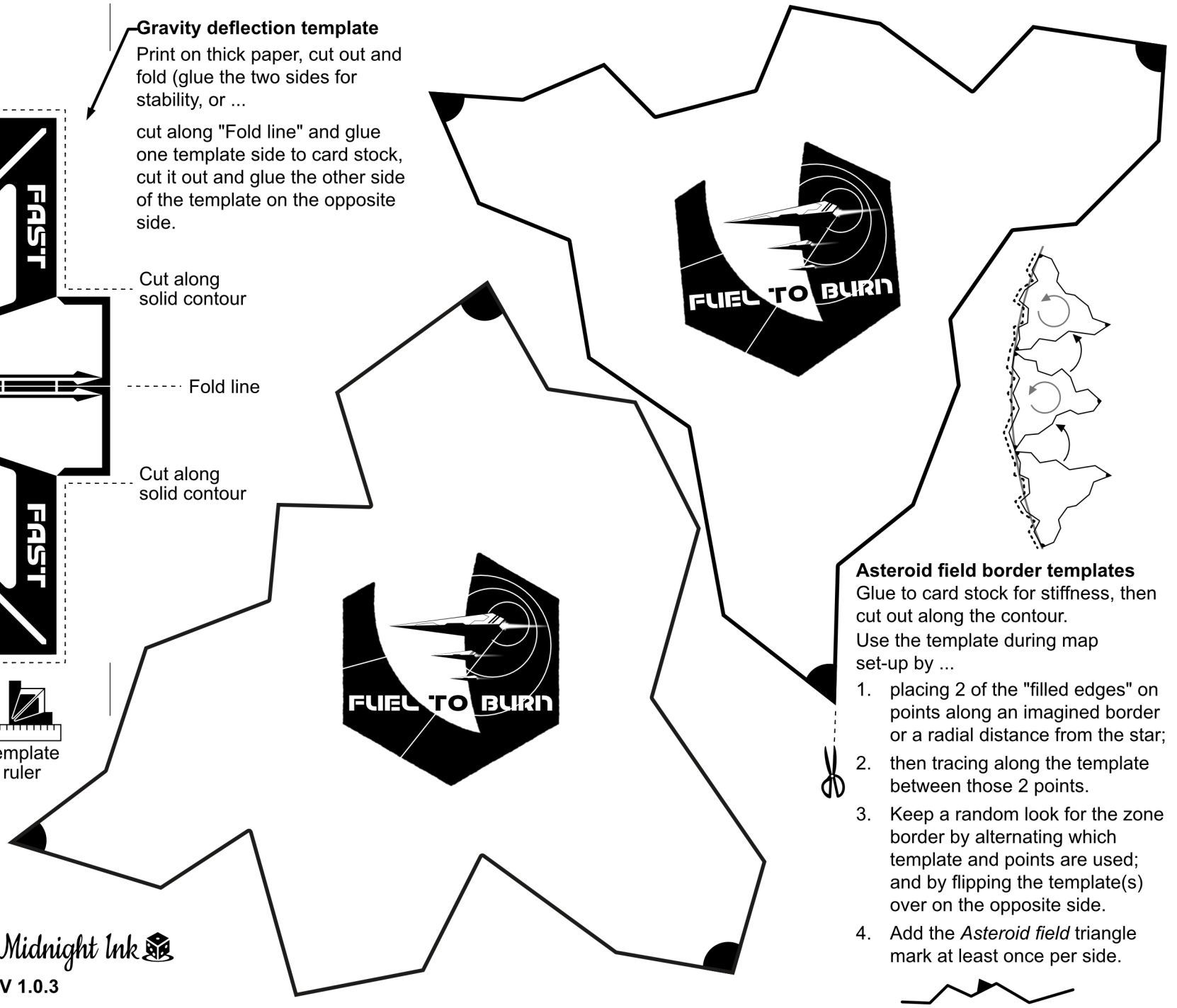
Cut along solid contour



Print scale grid  
 50x30 mm



Midnight Ink   
 V 1.0.3



**Asteroid field border templates**  
 Glue to card stock for stiffness, then cut out along the contour.  
 Use the template during map set-up by ...

1. placing 2 of the "filled edges" on points along an imagined border or a radial distance from the star;
2. then tracing along the template between those 2 points.
3. Keep a random look for the zone border by alternating which template and points are used; and by flipping the template(s) over on the opposite side.
4. Add the Asteroid field triangle mark at least once per side.

